

QUARTERLY PHYSICAL REPORT OF OPERATION

As of March, 2019


BAR 1

Department Department of Health
 Agency Commission on Population
 Operating Unit Region IV MIMAROPA
 Organization Code (UACS) _____


2019	Current Year Appropriations
	Supplemental Appropriations
	Continuing Appropriations
	Off-Budget Account

Particulars	UACS CODE	Physical Targets					Physical Accomplishments					Variance	Remarks
		1st Quarter	2nd Quarter	3rd Quarter	4th Quarter	Total	1st Quarter	2nd Quarter	3rd Quarter	4th Quarter (Oct.-Dec)	Total		
1	2	3	4	5	6	7=(3+4+5+6)	8	9	10	11	12=(8+9+10+11)	13	14
Part A													
I. Organizational Outcome													
OO : Access to population management information and services improved PHILIPPINE POPULATION MANAGEMENT PROGRAM													
Outcome Indicators													
1													
1 Modern contraceptive prevalence rate 2013 NDHS = 36.1% (CALABARZON) 39.7% (MIMAROPA)													
2		5%	5%	5%	5%	5%	0%						
2 Percentage of LGUs with POPDEV-sensitive policies, plans and programs													
3													
3 Percentage of adolescent birth rate (for ages 10-14 years; ages 15-19 years) per 1,000 women in that age group													
Output Indicators													
1		1,806	7,223	12,640	14,444	36,113	7,032 389.37%				7,032	0	Please see narrative report
1 Number and percentage of couples reached by RF/FP classes													
2		5	5	5	5	20	12				12		Please see narrative report
2 Number of LGUs provided with technical assistance													
3		5,000	2,500	7,500	5,000	20,000.00	10,078 201.56%				10,078 201.56%		Please see narrative report
3 Number and percentage of adolescents and youth provided with ASRH information													


Prepared By:


 ANDY L. PERGIS
 Planning Officer II

In coordination with:


 MARK LAURENCE O. GUILLES
 Planning Officer III

Approved by:


 ANGENITO S. OBCENA, MADem
 Regional Director